

National Native HIV/AIDS Awareness Day FACT SHEET

American Indians

Alaska Natives

Native Hawaiians

HIV/AIDS AMONG AMERICAN INDIANS AND ALASKA NATIVES

- Since the beginning of the epidemic through 2009, an estimated 3,702 American Indians/Alaska Natives (AI/AN) have been diagnosed with AIDS. □
- An estimated 1,813 AI/ANs with AIDS have passed away.¹
- By the end of 2008, there were an estimated 2,387 AI/ANs living with HIV – 1,712 men, 647 women and 29 children.¹

HIV/AIDS AMONG NATIVE HAWAIIAN & OTHER PACIFIC ISLANDERS

- An estimated 851 Native Hawaiians/Other Pacific Islanders (NHOPI) have been diagnosed with AIDS.¹
- An estimated 351 NHOPIs with AIDS have passed away.¹
- By the end of 2008, there were an estimated 305 NHOPIs living with HIV – 242 men, 63 women, and no children.¹

Figure 1: Number of New HIV and AIDS Diagnoses Annually¹

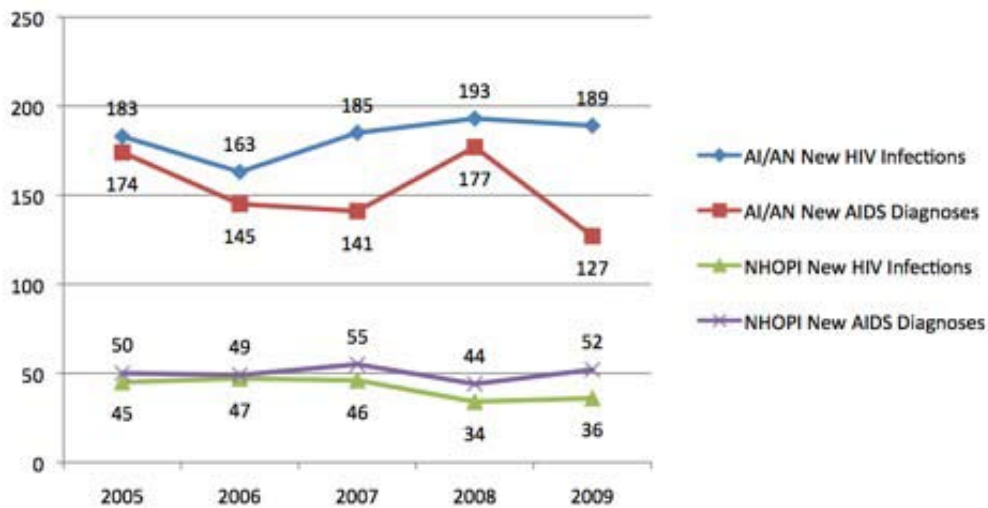
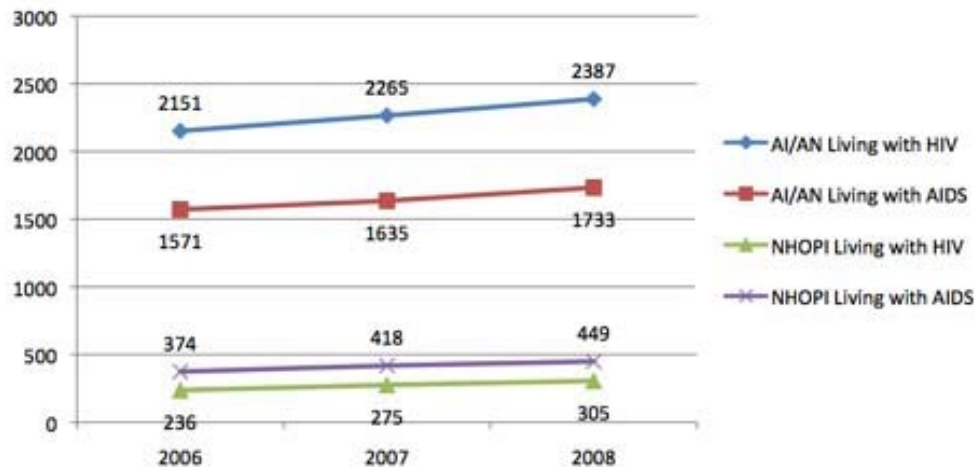


Figure 2: Number of Native People living with HIV or AIDS¹



National Native HIV/AIDS Awareness Day FACT SHEET

American Indians

Alaska Natives

Native Hawaiians

IMPACT COMPARED TO OTHER ETHNIC GROUPS

- Native Hawaiians/Other Pacific Islanders and American Indians/Alaska Natives had the 3rd and 4th highest rate of new HIV infections, respectively. By the end of 2008, the rate was 22.8 per 100,000 persons for NHOPIs and 11.9 per 100,000 for AI/ANs.²
- Of persons who were diagnosed with HIV, AI/ANs had that shortest overall survival time, with 86% living longer than 3 years.¹
- Of persons who were diagnosed with HIV, more than 1/3 progressed to an AIDS diagnoses in less than 12 months. Only Asian and Hispanic/Latino populations had higher percentages.¹

HIV/AIDS AMONG NATIVE CHILDREN

- Since 2005, there have only been 3 American Indian/Alaska Native children under the age of 13 diagnosed with HIV – with no diagnoses in 2009.¹
- Since 2005, there has not been any Native Hawaiian or Other Pacific Island child diagnosed with HIV.¹
- Between 2005 and 2009, only one Native child under the age of 13, has been diagnosed with AIDS.¹

Figure 2: Percentage of Expecting Mothers Receiving Prenatal HIV Screenings by HIS, Annually³

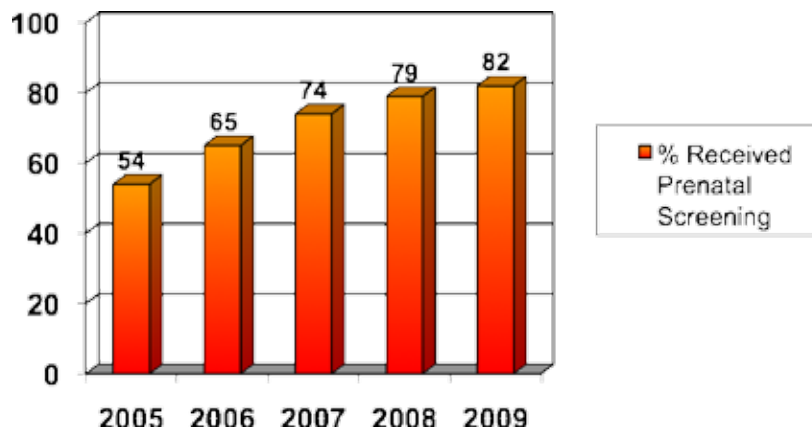
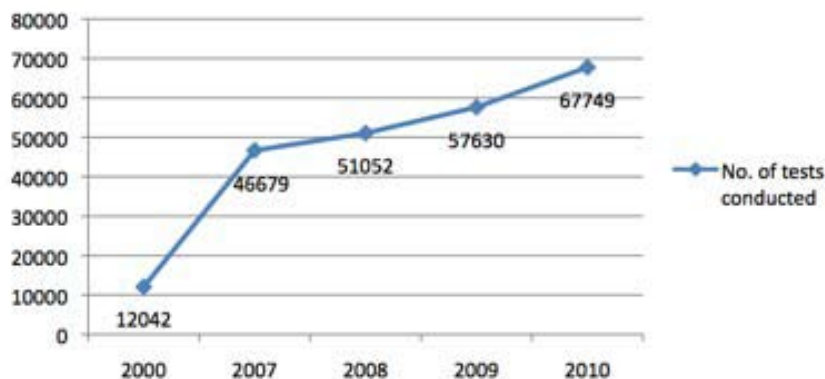


Figure 3: Number of HIV Tests Conducted by IHS by GPRA Year



(2008 numbers inclusive of MAI funded tests)³

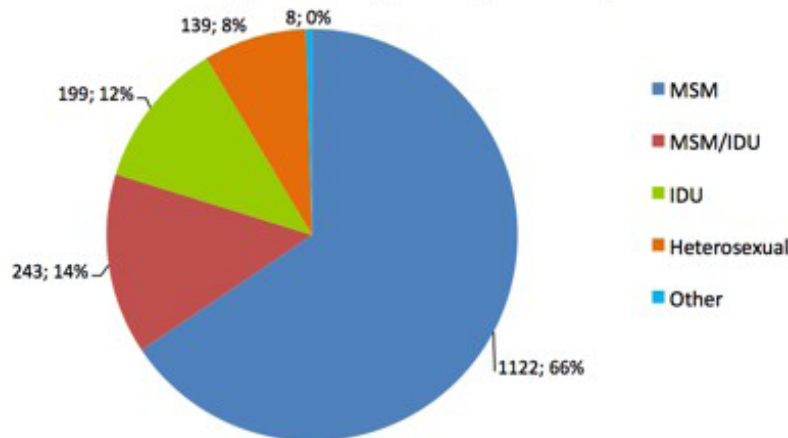
National Native HIV/AIDS Awareness Day FACT SHEET

American Indians

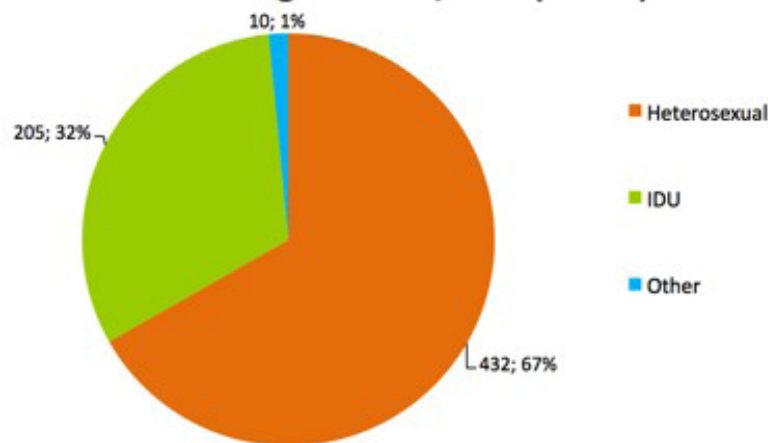
Alaska Natives

Native Hawaiians

Transmission Categories Among AI/AN Males Living with HIV/AIDS (n=1712)¹



Transmission Categories Among AI/AN Females Living with HIV/AIDS (n=647)¹



CDC's latest surveillance report contains data through 2009 and from 40 states and 5 dependent areas. Actual numbers may be higher as some states excluded from the report contain large populations of AI/ANs and NHOPIs (i.e., California, Washington, Oregon, Hawaii, and Montana). This year's fact sheet does not contain data on rates of new HIV infections, as this statistic was not published in the latest annual CDC HIV Surveillance Report

Centers for Disease Control and Prevention. HIV Surveillance Report, 2009; vol. 21.

<http://www.cdc.gov/hiv/topics/surveillance/resources/reports/>. Published February 2011. Accessed June 24, 2011.

2 Centers for Disease Control and Prevention. HIV Surveillance Report, 2008 (/hiv/topics/surveillance/resources/reports/); vol. 20. Published June 2010. Accessed July 29, 2010.

3 Neel, L. (personal communication, August 5, 2010). US Department of Health and Human Services, Indian Health Service, Office of Clinical and Preventative Services, Division of Clinical and Community Services, HIV/AIDS Program.

Collated from internal reports.