

NATIONAL NATIVE HIV/AIDS AWARENESS DAY

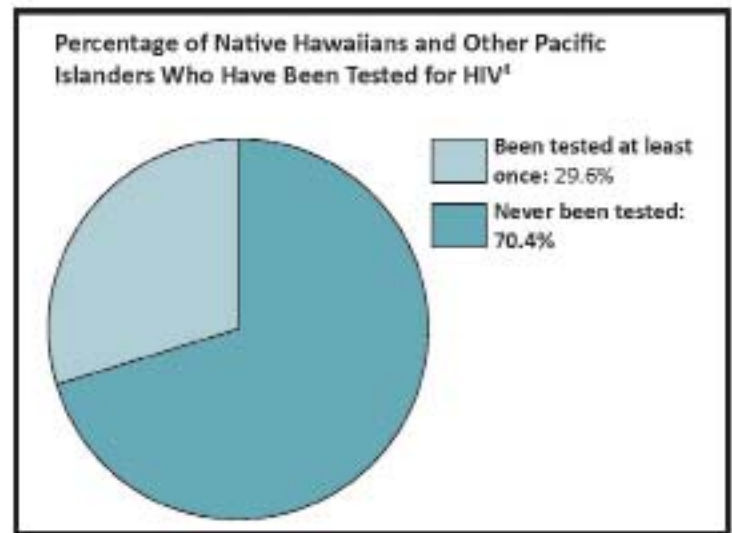
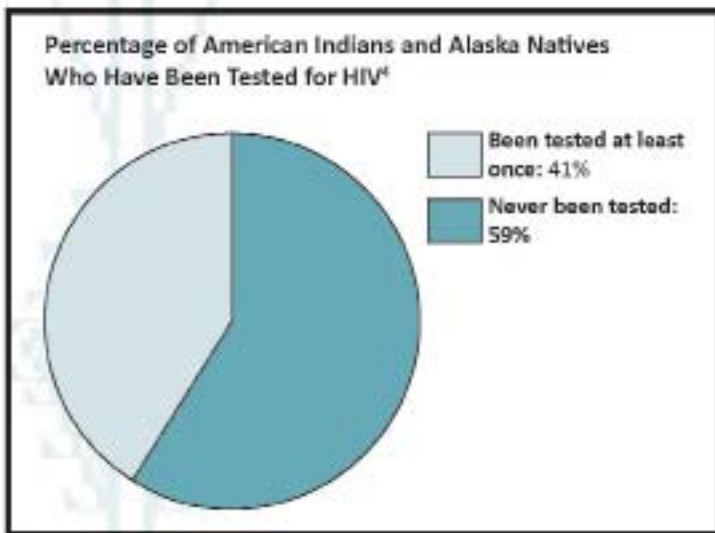
HIV AMONG NATIVE POPULATIONS

HOW DOES HIV/AIDS AFFECT THE NATIVE COMMUNITY?

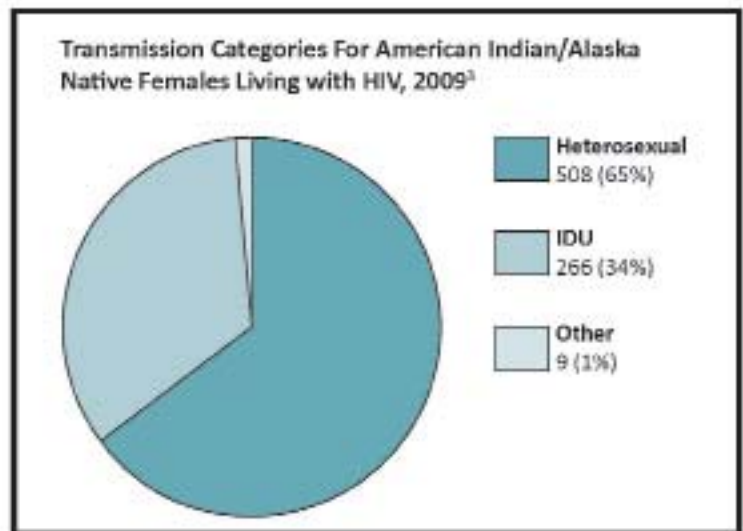
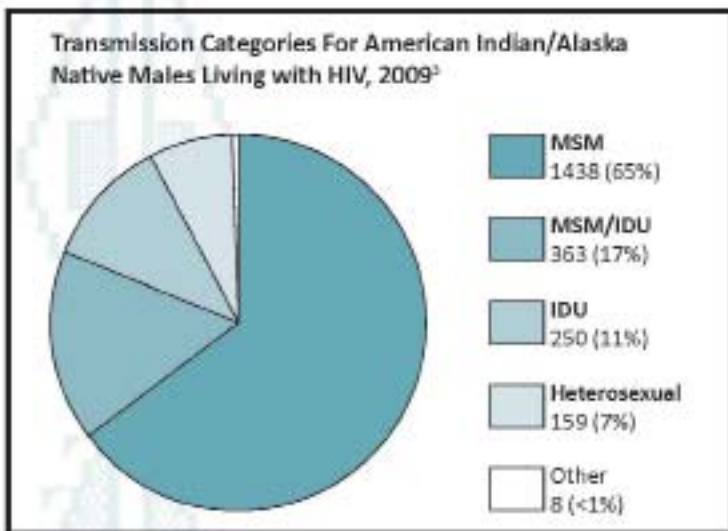
- Native Hawaiians/Other Pacific Islanders and American Indians/Alaska Natives had the 3rd and 4th highest rate of new HIV infections, respectively. By the end of 2008, the rate was 22.8 per 100,000 persons for NHOPIs and 11.9 per 100,000 for AI/ANs.¹
- Of persons who were diagnosed with HIV, AI/ANs had that shortest overall survival time, with only 88% living longer than 3 years.²
- Of persons who were diagnosed with HIV, almost 30% progressed to an AIDS diagnoses in less than 12 months.²

HIV TESTING

- Despite high rates of new HIV infections, 59% of American Indian/Alaska Natives have never been tested for HIV. Over 70% of Native Hawaiians and Other Pacific Islanders have never been tested for HIV.



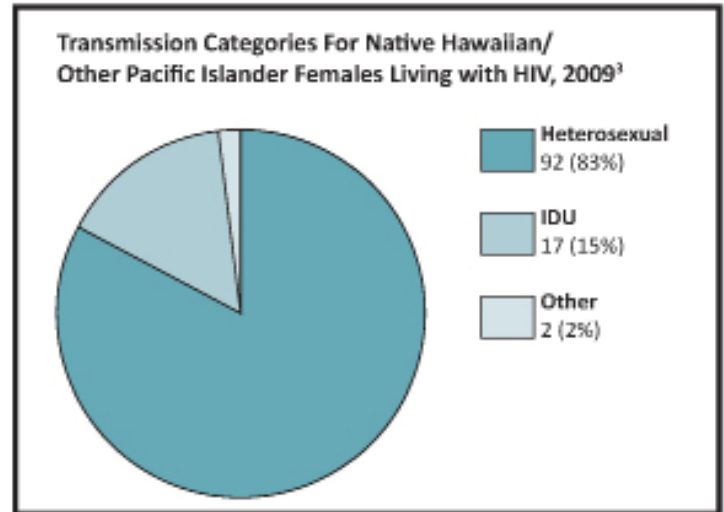
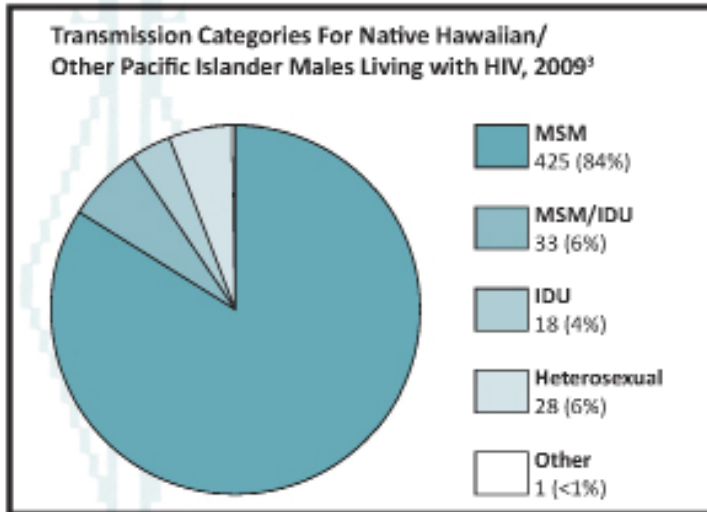
HIV TRANSMISSION CATEGORIES



NATIONAL NATIVE HIV/AIDS AWARENESS DAY

HIV IMPACT COMPARED TO OTHER ETHNIC GROUPS

HIV TRANSMISSION CATEGORIES (Continued)



FACTS ON THE IMPACT IN NATIVE COMMUNITIES

HIV/AIDS AMONG AMERICAN INDIANS AND ALASKA NATIVES POPULATIONSS

- Since the beginning of the epidemic through 2010, 3,722 American Indians/Alaska Natives (AI/AN) have been diagnosed with AIDS.
- An estimated 1893 AI/ANs with AIDS have passed away.
- By the end of 2009, there were an estimated 4741 AI/ANs living with HIV/AIDS – 3478 men, 1169 women and 49 children.

HIV/AIDS AMONG NATIVE HAWAIIAN & OTHER PACIFIC ISLANDER POPULATIONSS

- An estimated 851 Native Hawaiians/Other Pacific Islanders (NHOPI) have been diagnosed with AIDS.
- An estimated 363 NHOPIs with HIV/AIDS have passed away.
- By the end of 2009, there were an estimated 1078 NHOPIs living with HIV/AIDS – 884 men, 188 women, and 7 children.

REFERENCES

- 1 Centers for Disease Control and Prevention. HIV Surveillance Report, 2009; vol 21. <http://www.cdc.gov/hiv/topics/surveillance/resources/reports/>. Published February, 2011, Accessed June 21, 2011.
- 2 Centers for Disease Control and Prevention. HIV Surveillance Data Report 2010; vol. 22. <http://www.cdc.gov/hiv/topics/surveillance/resources/reports/>. Published March 2012. Accessed December 14, 2012.
- 3 Centers for Disease Control and Prevention. HIV Surveillance Data Report 2010; vol. 22. <http://www.cdc.gov/hiv/topics/surveillance/resources/reports/>. Published March 2012. Accessed December 14, 2012.
- 4 Schiller JS, Lucas JW, Ward BW, Peregoy JA. Summary health statistics for U.S. adults: National Health Interview Survey, 2010. National Center for Health Statistics. Vital Health Stat 10(252). 2012:136.
- 5 Centers for Disease Control and Prevention. HIV Surveillance Data Report 2010; vol. 22. <http://www.cdc.gov/hiv/topics/surveillance/resources/reports/>. Published March 2012. Accessed December 14, 2012.

